

Insulated Sliding Folding Door

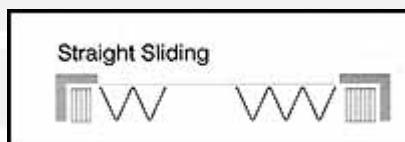


The insulated sliding folding Door is ideal for opening up to 30 metres wide x 7 metres high, suitable for industrial and commercial applications.

These doors are especially suitable for low headroom application requiring only 200mm. Each panel can be fabricated to a width of 1200mm and are finished in a wide range of Plastisol or painted RAL colours.

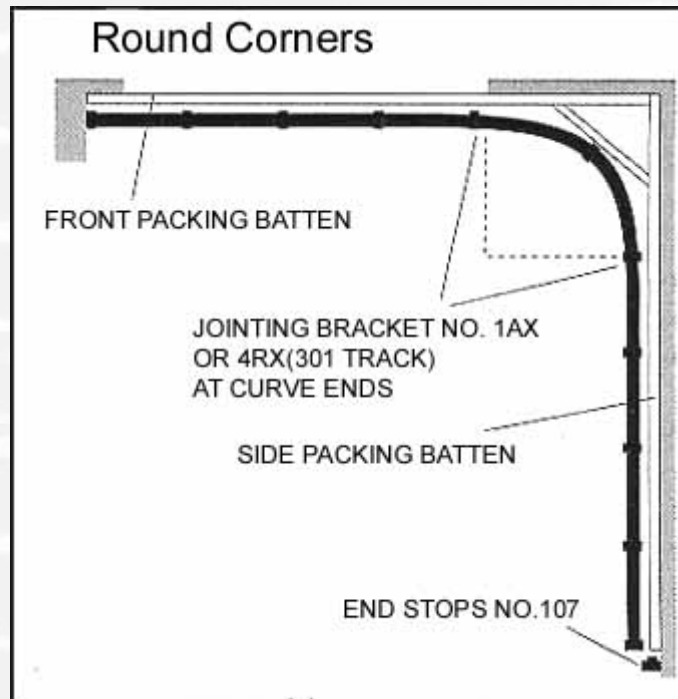
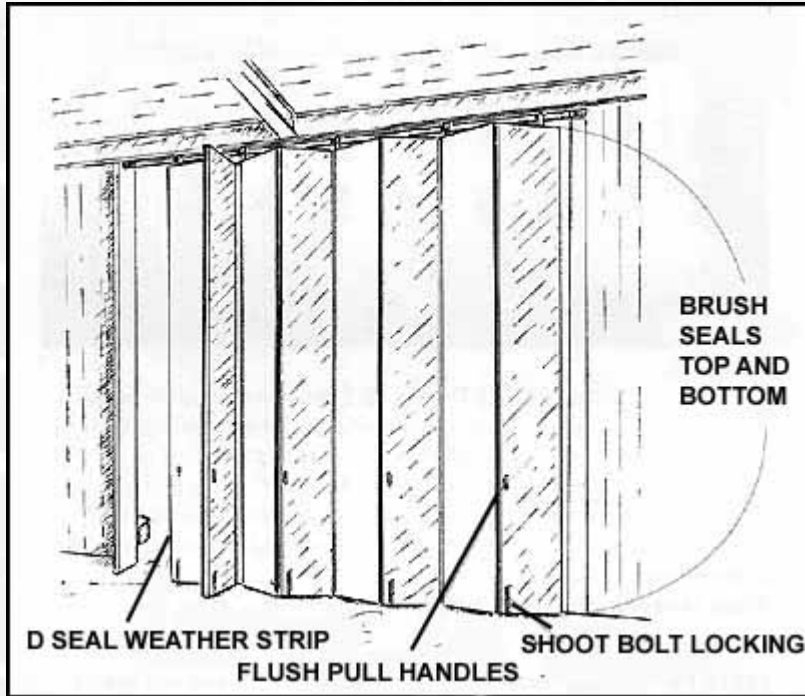
These doors are supported by a top hanging system and guided at the bottom. These doors can also be manufactured to slide around the corner.

- 3 phase or single phase electric operation
- Safety photo beams
- Safety edges
- Remote push buttons
- Remote control
- Induction loop
- Radar activation
- Manual override
- Traffic lights
- Vision panels
- Shoot bolts
- Audio warning



BI-FOLD ROLFE LTD
Industrial Door Specialist

UNIT 4, CALCOT MOUNT, CALCOT LANE, CURDRIDGE, HAMPSHIRE SO32 2BN
Tel: (01489) 780099 Fax: (01489) 780090
E-Mail: sales@bifoldrolfe.com www.bifoldrolfe.com



BI-FOLD ROLFE LTD
Industrial Door Specialist

UNIT 4, CALCOT MOUNT, CALCOT LANE, CURDRIDGE, HAMPSHIRE SO32 2BN
 Tel: (01489) 780099 Fax: (01489) 780090
 E-Mail: sales@bifoldrolfe.com www.bifoldrolfe.com